

Accessing Google Classroom From Home

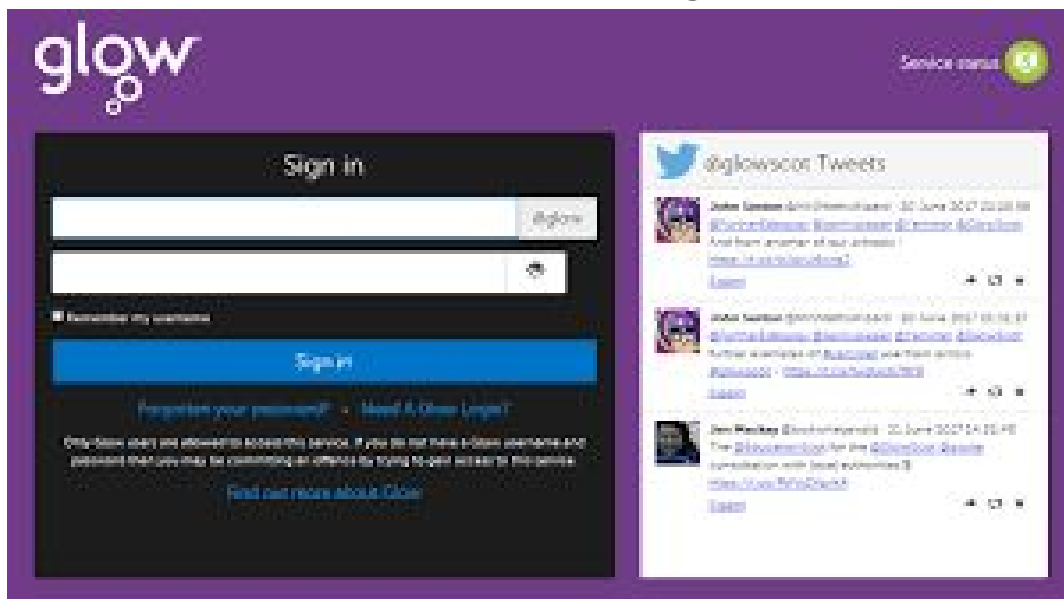
Step 1:

Ensure you are using **GOOGLE CHROME** as your internet browser.

Step 2:

Type **GLOW LOGIN** into your search bar which should bring you to the link to the GLOW Website <https://glow.rmunify.com/>

Click on the address to reach the GLOW login screen (Shown below)



Step 3:

Type your Glow login into the top screen e.g. **gw16smithjohn**

Type your password eg. **p032 glow1** in the second box and choose **SIGN IN**

Step 4:

This will take you to the GLOW Launchpad (shown below)



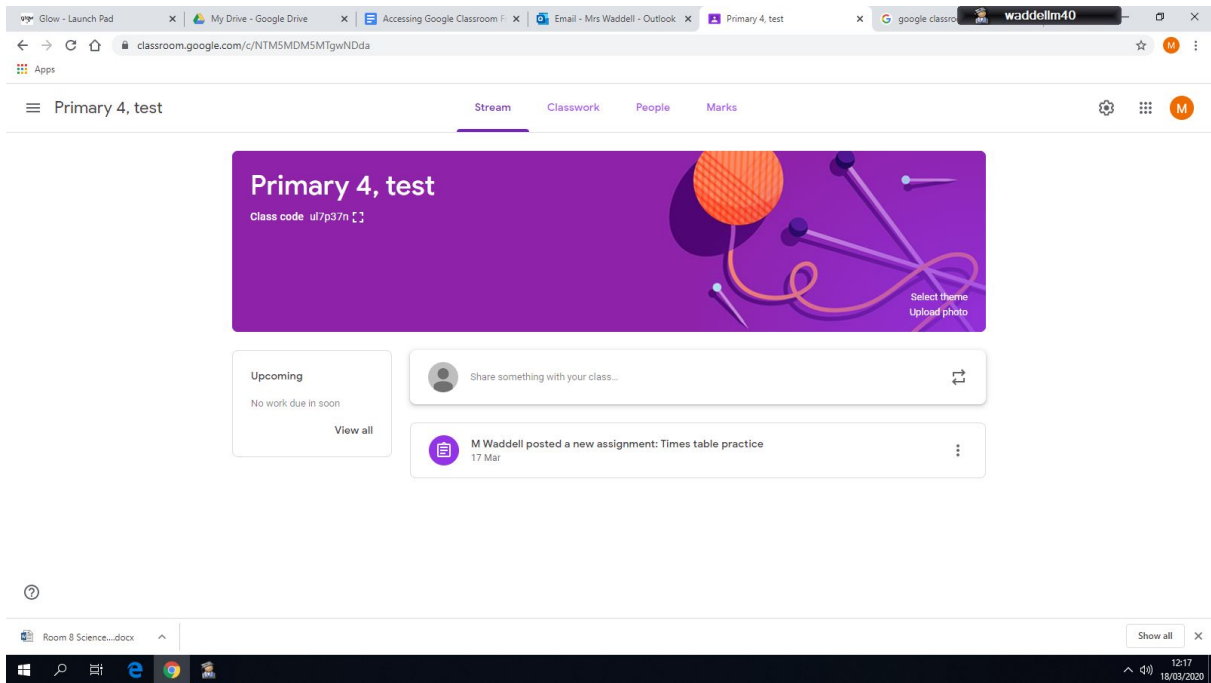
Step 5:

Click on the Google Classroom Tile:



Step 6:

When you click on the tile you will be taken to the class Google Classroom (example shown)



Step 7:

Use the **STREAM** area to write a note to the teacher or answer any questions set by the teacher.

If the teacher adds a new task this will show on here to let you know something new has been added.

Step 8:

The **CLASSWORK** area is where all your work is shown. Click on any activity to access it. (example shown)

+ Create


Google Calendar | Class Drive folder

Times table practice Posted 17 Mar

No due date

Use this website to practice your tables

0	0
Handed in	Assigned

 **Topmarks Education; tea...**
<http://www.topmarks.co.uk>

[View assignment](#)

